
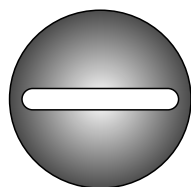


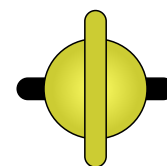
FIXAÇÃO DE SUPORTE - BASE MOVING LIGHT



SUPORTE

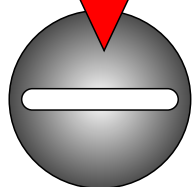
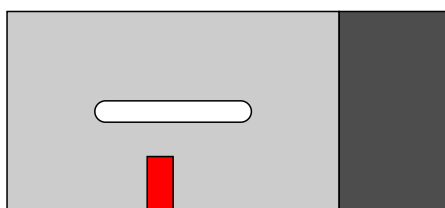


**FURO
NA BASE**



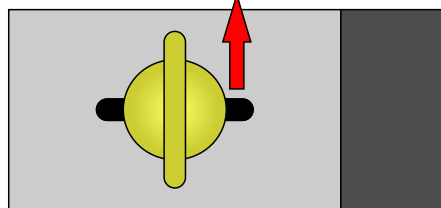
**ENGATE
RÁPIDO**

1a. ETAPA



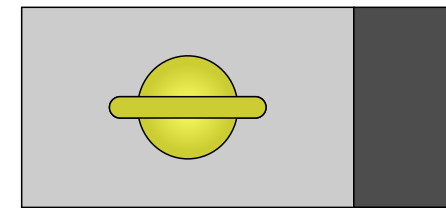
Coloque a alça encaixando na fenda instalada na base no Moving.

2a. ETAPA



Após, coloque o engate rápido e gire para travar

3a. ETAPA



Pronto! Repita o mesmo procedimento na outra lateral e o suporte já estará fixado, pronto para receber o gancho de fixação. Indicamos sempre colocar um cabo de segurança.